

Disability Support Pension (DSP) June 2015

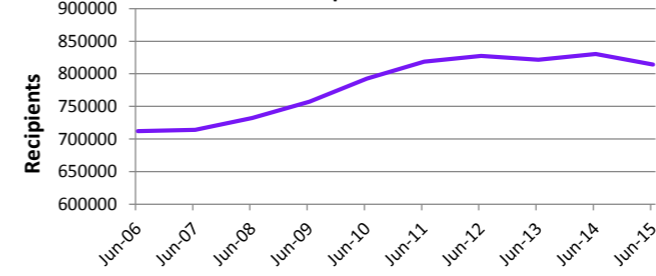
About Disability Support Pension

Disability Support Pension (DSP) is an income support payment for people who are unable to work for 15 hours or more per week at or above the relevant minimum wage, independent of a Program of Support due to permanent physical, intellectual or psychiatric impairment. A DSP claimant must be aged 16 years or over and under Age Pension age at date of claim, however once in receipt of DSP, a person can continue to receive DSP beyond Age Pension age.

Disability Support Pension Allowance (DSP) June 2015

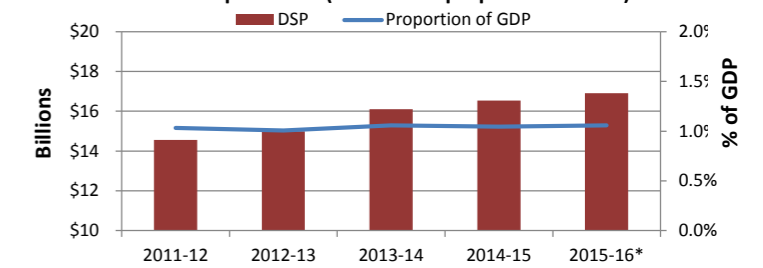
Quick Facts		Jun-13	Jun-14	Jun-15	Jun-14 Jun-13	Jun-15 Jun-14
Total Population		821,738	830,454	814,391	1.1%	-1.9%
Gender	Male	440,743	441,013	432,744	0.1%	-1.9%
	Female	380,995	389,441	381,647	2.2%	-2.0%
Duration	Under 5 years	305,908	283,892	241,575	-7.2%	-14.9%
	5 years plus	515,830	546,562	572,816	6.0%	4.8%
Earnings	Nil Earnings	753,301	762,770	747,885	1.3%	-2.0%
	Earnings	68,437	67,684	66,506	-1.1%	-1.7%
Rate	Full rate	669,222	682,092	671,737	1.9%	-1.5%
	Part Rate	152,516	148,362	142,654	-2.7%	-3.8%

DSP Population

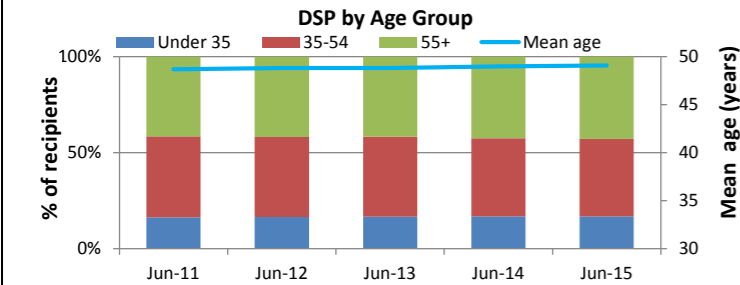


Measures improving the quality of assessments for DSP have been effective in reducing the growth in the DSP population and recently the population has started to decline. As at the end of June 2015, there were 814,391 people receiving DSP, down from 830,454 in June 2014.

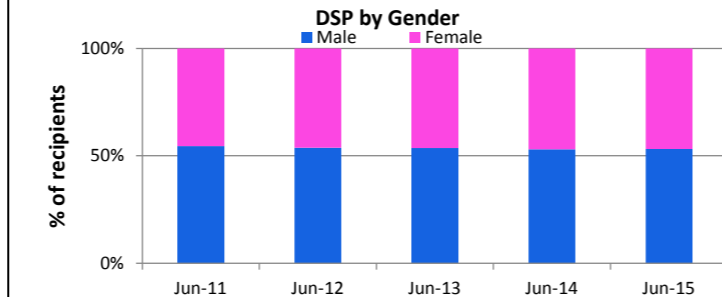
DSP Expenditure (dollars and proportion of GDP)



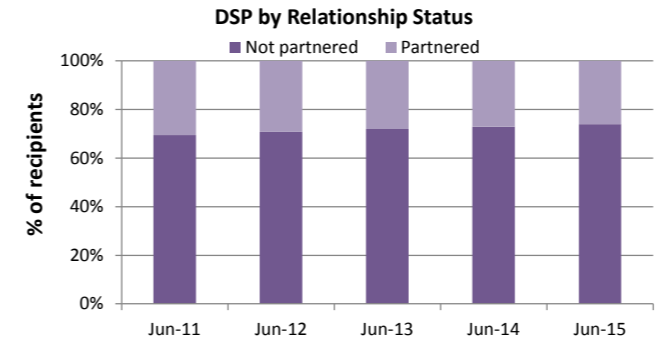
Expenditure on DSP has increased over time due to increases in recipient numbers and to the rate of payment. The 2015-16 DSP budget as per the Portfolio Additional Estimates is \$16.907 billion. In June 2015, expenditure on DSP was 1.1% of Gross Domestic Product (ABS National Accounts) compared to 1% in June 2014.



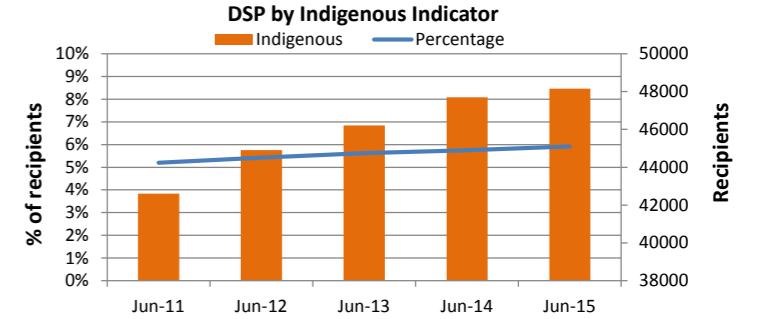
At June 2015, 16.9% of DSP recipients were aged under 35 years, while 40.3% were aged between 35 and 54. Recipients aged 55 and over make up 42.8% of the total population. The number of DSP recipients aged 65 and over has increased from 20,581 in June 2011 to 41,173 in June 2015.



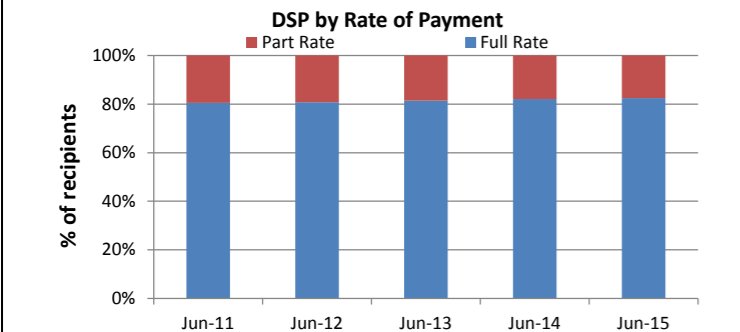
There are slightly more males (53.1%) than females on DSP (46.9%). The proportion of females is slowly rising following incremental increases in the Age Pension age for women (which is now the same as for men) and the closure of alternative payments such as Wife Pension and Widow B Pension.



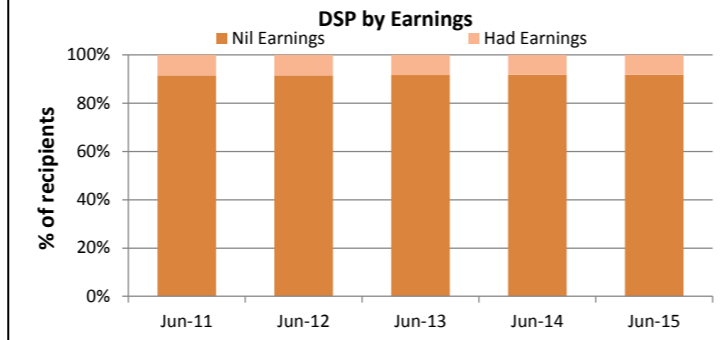
At June 2015, 602,514 DSP recipients were not partnered. This proportion has risen slightly over time from 69.5% in June 2011 to 74% in June 2015.



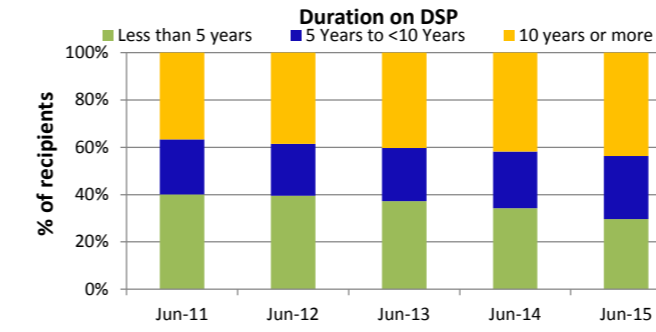
The number of DSP recipients identifying as indigenous increased from 42,600 in June 2011 to 48,154 in June 2015, however the indigenous proportion of the total DSP population has remained relatively steady at between 5% and 6%.



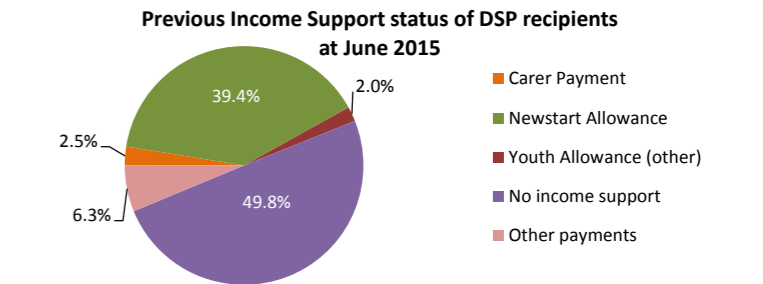
671,737 (82.5%) DSP recipients were receiving the full rate of payment in June 2015. The proportion of people receiving the full rate of payment has remained steady since 2011.



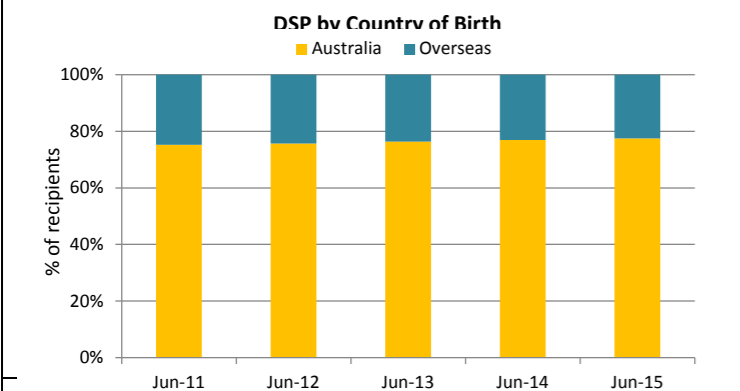
66,506 (8.2%) DSP recipients had earnings in June 2015. The proportion of recipients reporting earnings has remained steady since 2011.



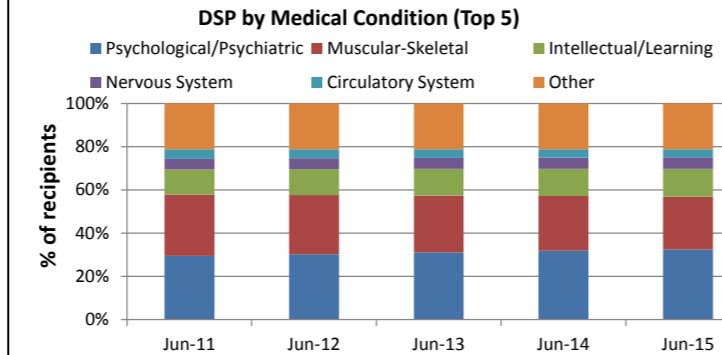
In June 2015, 29.7% of recipients had been on DSP for fewer than five years, compared to 40% in June 2011. The proportion of recipients who had been on DSP for 10 years or longer increased from 36.7% in June 2011 to 43.7% in June 2015.



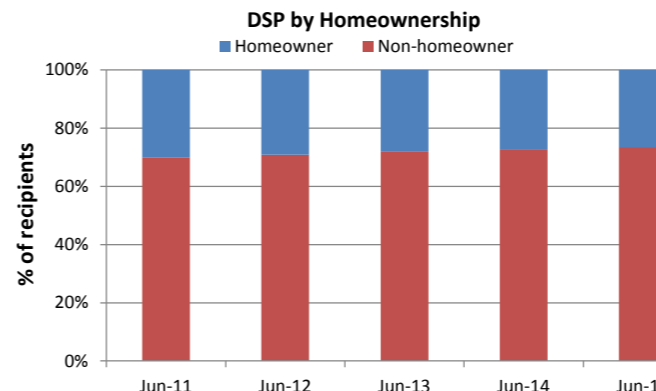
There were 814,391 people receiving DSP on 30 June 2015. Looking back 12 months to 30 June 2014, 776,124 (95.3%) of these people were also receiving DSP at that time. Of the people who were not receiving DSP at June 2014, 49.8% were not receiving any income support and 39.4% were receiving Newstart Allowance.



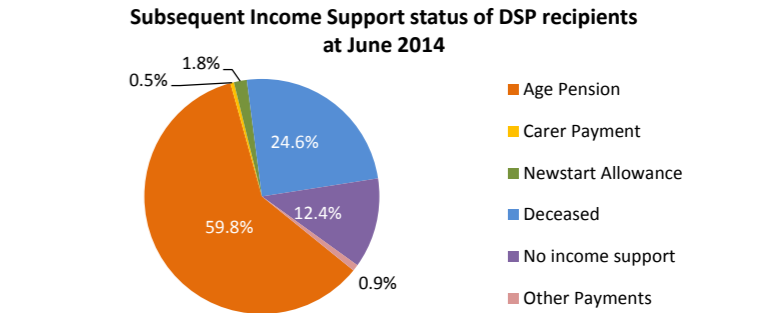
In June 2015, 630,702 (77.4%) DSP recipients were born in Australia. This proportion has increased slightly since June 2011, when 75.2% of DSP recipients were born in Australia.



The percentage of DSP recipients with a psychological or psychiatric condition as their primary medical condition continues to grow, reaching 32.5% in June 2015. The next most common types of conditions are muscular-skeletal conditions (24.3%) and intellectual or learning disabilities (13.0%).



In June 2015, 245,951 (26.5%) DSP recipients were homeowners. This proportion has declined slightly since June 2011, when 30% of DSP recipients were homeowners.



There were 830,454 people receiving DSP on 30 June 2014. Looking forward 12 months to 30 June 2015, 776,124 (93.5%) of these people were still receiving DSP at that time. Of the 54,330 people who were no longer receiving DSP at June 2015, 59.8% were receiving Age Pension, 24.6% were deceased, and 12.4% were not receiving any income support.



Data Descriptions

Disability Support Pension: Disability Support Pension (DSP) is an income support payment for people who are under the relevant minimum wage, independent of a Program of Support due to permanent physical, intellectual or mental disability, and under Age Pension age at date of claim, however once in receipt of DSP, a person can continue to receive Age Pension.

Recipient Numbers: Recipients of Disability Support Pension who are paid by DHS.

Note: Recipient numbers are point-in-time as at the end of the quarter, using the definition above, these numbers may differ from those reported elsewhere.

Report Details: Payment trends and profiles report - June 2015 - Produced by the Department of Social Services

Licence: [Creative Commons Attribution 3.0 Australia](#)

Source: Department of Human Services Administrative data (DSS Extracts).

Data Date: Data as at the 26th June 2015

Australian National Accounts: National Income, Expenditure and Product: Table 34 Time Series Spreadsheet

Glossary:

Duration: Duration refers to duration on Disability Support Pension.

Remoteness Area: Remoteness Areas are based on the recipient's geo-coded address against the Australian Remoteness Area Classification.

Rate: The rate of the recipients payment.

Indigenous: Indigenous recipients include only those who have voluntarily identified as indigenous. This does not include those who are automatically classified as indigenous.

Earnings: Earnings refers to employment earnings reported in the last fortnight of the reported period. This includes earnings from part-time and casual employment.

Previous income support status: Looks at the income support status of people who were receiving DSP or Age Pension in the previous period.

Subsequent income support status: Looks at the income support status of people who were receiving DSP or Age Pension in the subsequent period.

Expenditure: For previous financial years, the data reflects actual expenditure, for future or current financial years, the data reflects the budgeted expenditure from the relevant Department of Social Services Portfolio Budget Statement.