

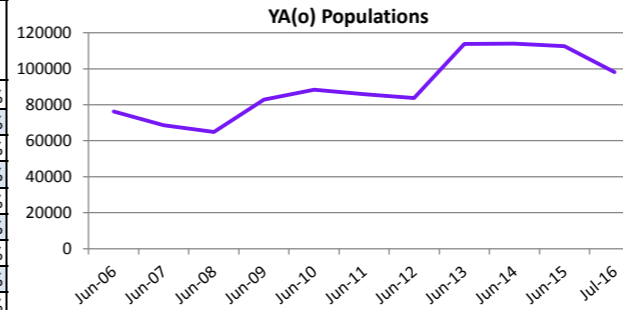
## Youth Allowance (other) (YA(o)) June 2016

### About YA(o)

Youth Allowance (other) is the primary income support payment for young people aged under 22 years who are looking for paid work, undertaking other activities to improve their employment prospects (such as study or training) or temporarily incapacitated for work or study.

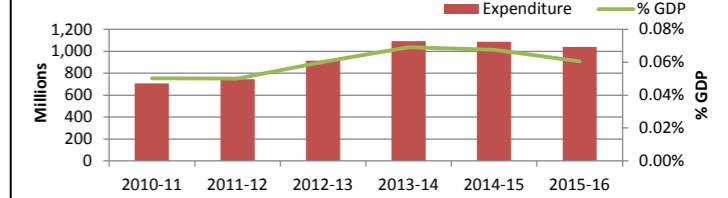
YA(o) June 2016						
Quick Facts		Jun-14	Jun-15	Jun-16	Change Jun-15 to Jun-16	Change Jun-14 to Jun-16
Total Population		113,998	112,620	98,100	-12.9%	-13.9%
Duration	Short-term	48,959	46,906	42,581	-9.2%	-13.0%
	Long-term	65,039	65,714	55,519	-15.5%	-14.6%
Earnings	Nil Earnings	92,862	91,902	79,399	-13.6%	-14.5%
	Earnings	21,136	20,718	18,701	-9.7%	-11.5%
Partial Capacity		9,177	9,873	9,647	-2.3%	5.1%
Principal Carer		80	123	166	35.0%	107.5%
Dependent		62,129	61,108	53,054	-13.2%	-14.6%
Independent		51,869	51,512	45,046	-12.6%	-13.2%

Recipients with a Partial Capacity to Work have decreased by 2.3% from June 2015, these recipients now make up 9.8% of the population. Note: due to small principal carer parent population size, modest changes in recipients can produce large percentage changes.



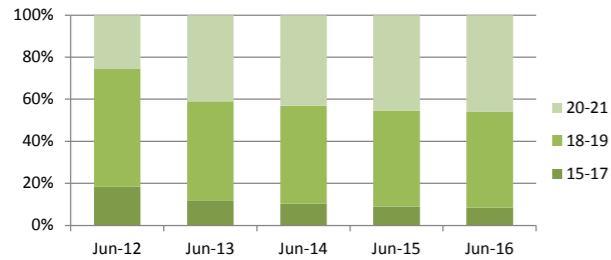
The total YA(o) population decreased by 12.9% compared to June 2015. The population increase from 1 July 2012 is largely due to changes to the program that increased the age of eligibility from 20 to 21 years.

### YA(o) Expenditure



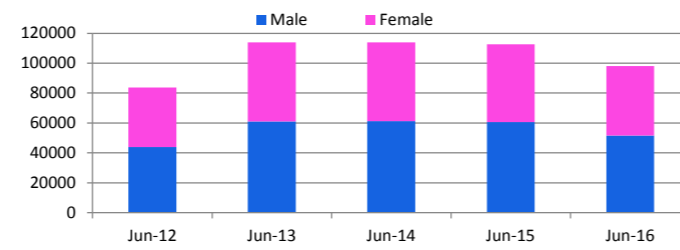
Expenditure on YA (o) grew between 2011-12 and 2013-14, largely attributed to increased payment rates due to regular indexation and higher recipient numbers as a result of changes to the program, such as increasing the age of eligibility from 20 to 21 years from 1 July 2012. The 2015-16 actual expenditure on YA(o) was \$1.04 billion. Expenditure decreased in 2014-15 and 2015-16 due to lower recipient numbers. Expenditure on YA(o) makes up approximately 0.06% of Gross Domestic Product (ABS National Accounts).

### YA(o) by Age Group



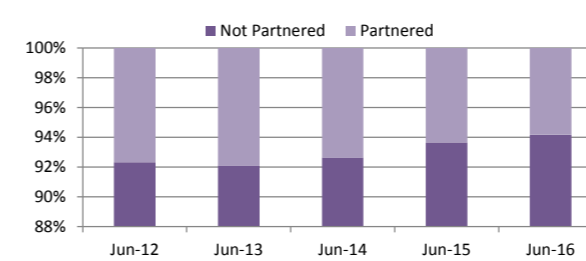
At June 2016, 45% of YA(o) recipients were aged 18-19 years, while 46% were aged 20-21. The majority of recipients were aged 18 and over (91%).

### YA(o) by Gender



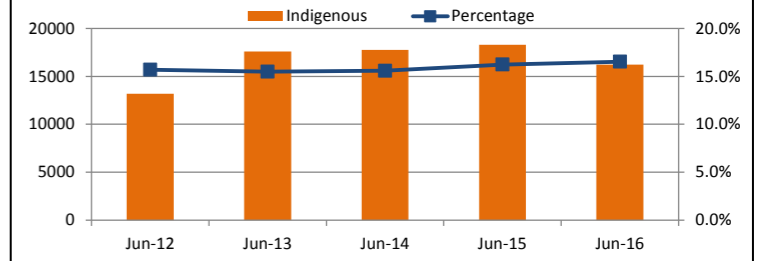
There were slightly more males than females on YA(o), with 52.7% male and 47.3% female, compared to Newstart Allowance (NSA) with 52.2% male and 47.8% females. The proportion has remained stable over time.

### YA(o) by Relationship Status



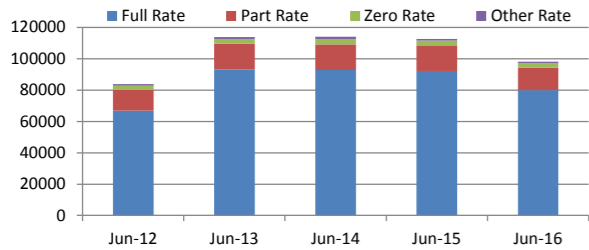
At June 2016, 94% of YA(o) recipients were single, the proportion has remained stable over time.

### YA(o) by Indigenous Indicator



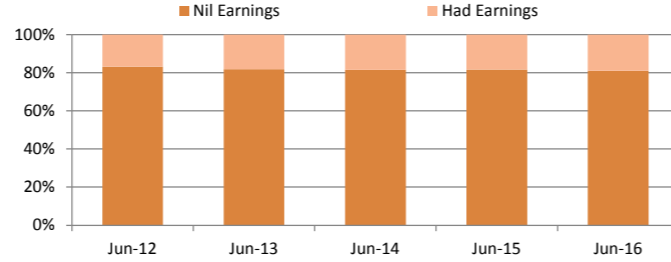
The Indigenous proportion of YA(o) population has remained fairly stable over time and at June 2016 was 16.5%. Indigenous recipients include only those who have voluntarily identified as Indigenous.

### YA(o) by Rate of Payment



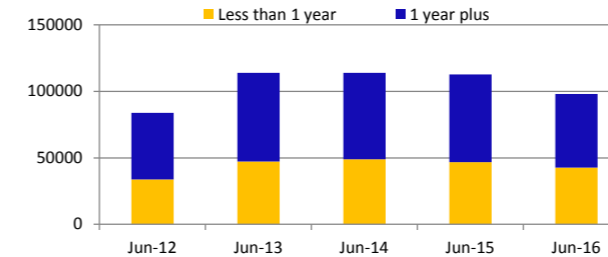
The proportion of recipients on full-rate is comparable with June 2015 with a small decrease from 81.9% at June 2015 to 81.6% at June 2016. This compares with NSA which also had a small decrease from 75.6% to 75%.

### YA(o) By Earnings



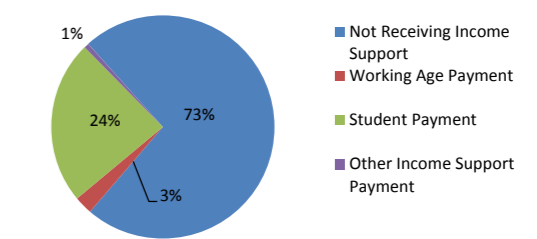
The proportion of recipients reporting earnings has remained relatively stable over time, with 19.1% of YA(o) recipients with earnings at June 2016, up from 18.4% at June 2015. This compares with NSA which also remained relatively stable, 21.3% up from 20.6% for the same period.

### YA(o) by Duration on Income Support



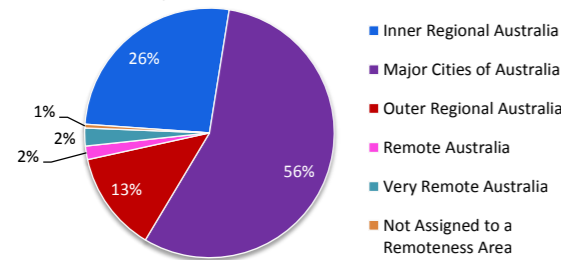
At June 2016, 56.6% of recipients were classified as long-term (1 year plus), the proportion has decreased from 58.4% at June 2015. Duration refers to duration on Income Support and may not reflect duration on current payment type.

### Circumstances before YA(o):



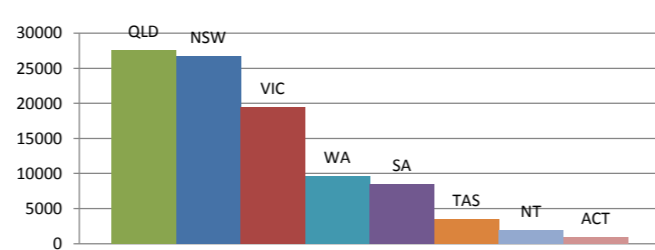
Comparing June 2015 to June 2016, the majority of recipients moving onto YA(o) did not transfer from another income support payment. The largest numbers of recipients transferring from another payment came from Youth Allowance (student) (23.2%).

### YA(o) by Remoteness Area



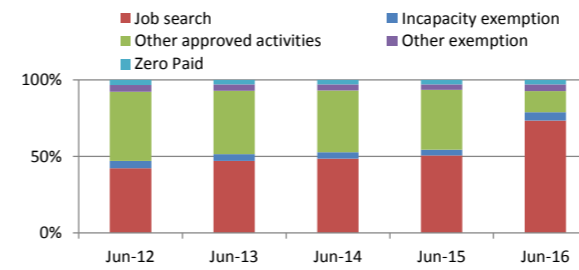
The majority of YA(o) recipients reside in major cities (56%). A further 39.4% reside in regional areas (outer and inner), while the remaining recipients reside in remote or very remote locations. In comparison the general working age population in Australia has a higher proportion residing in major cities (71%) and lower proportion residing in regional areas (27%) (ABS Census 2011).

### YA(o) by State



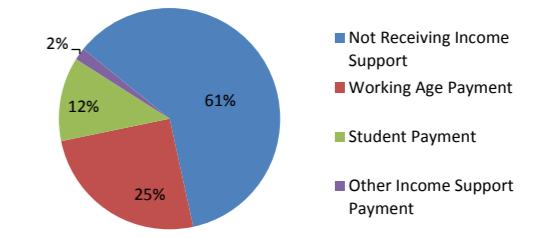
The highest proportion of recipients were located in Queensland at 28.1%, followed by New South Wales at 27.2% and Victoria at 19.9%. This reflects that, while New South Wales and Victoria have larger overall populations, Queensland has a higher proportion of young people aged between 15 and 24 years (Census 2011) as well as a higher youth unemployment rate (ABS labour force June 2016).

### YA(o) By Activity



73.6% of recipients have job search as their main activity. The increase in the number of job seekers is attributed to the 1 July 2015 introduction of jobactive which replaced Job Services Australia and has a stronger focus on job search and finding and keeping employment. Note: zero paid are recipients current on payment but who have earned income which exceeds the cut-out point.

### Circumstances after YA(o):



Comparing June 2015 and June 2016, the majority of recipients leaving YA(o) moved off income support altogether. Recipients who transferred to another payment type generally transferred to another working age payment (such as Newstart Allowance (17.8%), Parenting Payment Single (4.7%) or a student payment such as Youth Allowance (student) (11.5%).

## Data Descriptions

**Youth Allowance (other):** Youth Allowance (other) is the primary income support payment for young people aged under 22 years who are seeking or preparing for paid employment.

---

**Recipient Numbers:** Recipients of Youth Allowance (other) who are determined to be current (i.e. entitled to be paid) on the Centrelink payment system.

**Note:** Recipient numbers are point-in-time as at the end of the month, using the definition above, these numbers differ from the data in the Labour Market and Related Payments publication, which is averaged over the month.

**Report Details:** Payment trends and profiles report - June 2016 - Produced by the Department of Social Services

**Licence:** [Creative Commons Attribution 3.0 Australia](#)

**Source:** Department of Human Services Administrative data (DSS Extracts)

**Data Date:** Data as at the 24th of June 2016.

**Australian National Accounts:** National Income, Expenditure and Product: Table 34 Time Series Spreadsheets (cat. no. 5206.0).

**Australian Bureau of Statistics Census 2011:** Australian Bureau of Statistics, 2011 Census of Population and Housing, Table Builder, RA by AGE5P - Age in Five Year Groups.

## Glossary:

**Activity:** The main activity undertaken by a recipient with participation requirements.

**Age Group:** The age group of the recipient.

**Circumstances after YA(o):** This data compares two points in time, one year apart. 'Not Receiving Income Support' describes those who were in receipt of YA(o) at the first point in time, who were not receiving an income support payment at the second point in time. This data does not take into account Family Tax Benefit.

**Circumstances before YA(o):** This data compares two points in time, one year apart. 'Not Receiving Income Support' describes those who were not in receipt of an income support payment at the first point in time, who were receiving YA(o) at the second point in time. This data does not take into account Family Tax Benefit.

**Dependent:** Recipients are classified as dependent for the purposes of the Social Security Act if they do not meet independence reasons.

**Duration:** Duration refers to duration on Income Support and may not reflect duration on current payment type.

**Earnings:** Earnings refers to employment earnings reported in the last fortnight of the reported period.

**Expenditure:** Expenditure amount, as reported in the Department's Annual Report. '% of GDP' is the expenditure on the payment as a percentage of Australia's Gross Domestic Product (ABS data - see data source above).

**Indigenous:** Indigenous recipients include only those who have voluntarily identified as indigenous. This data may therefore represent an undercount.

**Independent:** Recipients who are classified as independent for the purposes of the Social Security Act, reasons include evidence of self-support through employment, member of a couple, have a dependent child, unable to live at home or be supported by parents/guardians, over 18 and educationally disadvantaged, or have a partial capacity to work.

**Partial Capacity to Work:** Activity tested recipients who have been assessed in the last two years as having a capacity to work of under 30 hours per week, due to an ongoing physical, intellectual or psychiatric impairment.

**Principal carer:** Recipients who have principal caring responsibilities for a dependent child(ren).

**Remoteness Area:** Remoteness Areas are based on the recipient's geo-coded address against the Australian Statistical Geography Standard (ASGS) 2011.

**Rate:** The rate of the recipients payment ('other' include those recipients who, as at the data date, were yet to be paid).

**Relationship Status:** Partnered includes recipients who are married, de facto or registered.

**State:** The State or Territory recorded in the recipient's address.